



Home Mark Forums Read Your Topics Your Posts Subscribed Threads Today's Posts Your Profile

[SageTV Community](#) > [SageTV Customizations](#) > [SageTV](#)

[Customizations](#) > [SageMC Custom Interface](#)

[Multi-Disc DVD Profiler Import](#)

Welcome, [sflamm](#).

You last visited: Today at 07:22 PM

[Private Messages](#): Unread 0, Total 1.

User CP Forum Rules FAQs Members List Downloads New Posts Search Quick Links Log Out

SageMC Custom Interface This forums is for discussing the user-created SageMC custom interface for SageTV.



Thread Tools Search this Thread Rate Thread Display Modes

04-02-2008, 03:31 PM

#1

[Brent](#)

Sage Icon

Join Date: May 2006

Location: KC, Missouri

Posts: 2,142

Multi-Disc DVD Profiler Import

ryttingm and stanger89 have a very interesting (to me at least) [discussion going on a modification to the dvdpro2sage code](#) that would add the ability to better deal with multi-disc sets. This would be nice to include in SageMC once ryttingm gets it working.

Brent - HTPC and all-around Gadget Fanatic

[Geek Tonic Blog](#)

[SageTV Tips How-To's and News](#)

[Follow me on Twitter](#)



04-02-2008, 10:38 PM

#2

[ryttingm](#)

Sage Advanced User

Join Date: Nov 2007

Posts: 122

Quote:

Originally Posted by [Brent](#)

ryttingm and stanger89 have a very interesting (to me at least) [discussion going on a modification to the dvdpro2sage code](#) that would add the ability to better deal with multi-disc sets. This would be nice to include in SageMC once ryttingm gets it working.

The nice thing about the change is it would require no change to the sagemc STV. Everything that is needed is in the DVDPro2Sage.class file. Everything appears to be working for me right now, but I'd like to work with stanger89 to get his approval on the change and get it released through the correct channels before releasing it to other people.

-Mike



04-03-2008, 06:15 AM

#3

[Brent](#)
Sage Icon

Join Date: May 2006
Location: KC, Missouri
Posts: 2,142

Sounds good mike. Thanks for your work on this!

Brent - HTPC and all-around Gadget Fanatic
[Geek Tonic Blog](#)

[SageTV Tips How-To's and News](#)

[Follow me on Twitter](#)



04-04-2008, 09:29 AM

#4

[ryttingm](#)
Sage Advanced User

Join Date: Nov 2007
Posts: 122

Well, I've decided to release this for more general testing. I still have no idea if this will have a negative impact on offline **dvd profiler** import so if you use that feature, use this mod with caution. First start by downloading it from [here](#).

Extract the class file and place it into your DVDPro2Sage folder in your SageTV directory. I would recommend backing up your existing class file so you can revert if you run into issues. Re-start your client/gui (You do not need to re-start service if you're running in that mode). Congratulations, it is now up and running.

Now how to use it. Each **DVD** in your **dvd profiler** database will have a section called discs. There can be any number of discs starting at number 1. If you have the discs defined the import will not only look for folders/files that match the title of your **DVD**, but also match "Title - Disc #" where Disc # matches the Discs defined in your **DVD Profiler** database. In addition, like you can set the Original Title field in your **DVD Profiler** database to give and alternate folder/file name for your **DVD**, the Side A Description field in your **DVD Profiler** database can be used in a similar fashion giving an alternate folder/file name for each one of your discs in a multi-disc **DVD** setup.

As more people get a chance to try it out and verify that it's working properly for them, we'll ask Mike and Dirk to include this in the baseline release of SageMC.

-Mike

Edit: I've started using google code to track changes. Please go to <http://code.google.com/p/dvdpro2sage/> to always get the latest and greatest.

Last edited by ryttingm; 12-22-2008 at 02:03 PM.



05-15-2008, 08:56 AM

#5

[ryttingm](#)
Sage Advanced User

Join Date: Nov 2007
Posts: 122

An updated version can be found [here](#). This fixed an error when the Description Side A was left blank.



06-15-2008, 03:39 PM

#6



[mickp](#)
Sage Aficionado

Join Date: Oct 2006
Posts: 373

Hi ryttingm,

I gave it a go yesterday and it worked just as described. No problems at all. Thanks.

Mick.



07-09-2008, 10:54 AM

#7



[Naylia](#)
Sage Aficionado

Join Date: Feb 2005
Location: San Jose
Posts: 422


This looks great Mike! I'll give it a spin this weekend and see if I have any issues.

You can find me at [Missing Remote](#). For XLobby users: [XLobby MC](#)



07-12-2008, 02:36 PM

#8



[Naylia](#)
Sage Aficionado

Join Date: Feb 2005
Location: San Jose
Posts: 422

Import seems to work just fine. Does anyone know if there is a way to nest the discs, so that the 4 discs of a tv shows appear above a master title?

Thanks!

You can find me at [Missing Remote](#). For XLobby users: [XLobby MC](#)



07-12-2008, 08:15 PM

#9

[ryttingm](#)
Sage Advanced User

Join Date: Nov 2007
Posts: 122

Quote:

Originally Posted by **Naylia** 

Import seems to work just fine. Does anyone know if there is a way to nest the discs, so that the 4 discs of a tv shows appear above a master title?

Thanks!


I'm not sure I know exactly what your asking here, but here's a post I wrote that may prove beneficial.


<http://forums.sagetv.com/forums/showthread.php?t=32158>

The specific section which may be useful is how you can setup arbitrary ordering of movies that are not based on the visible episode title.

-Mike



 07-14-2008, 09:42 PM

#10 



Naylia 
Sage Aficionado

Join Date: Feb 2005
Location: San Jose
Posts: 422

That kind of looks like what I was talking about, thanks!

You can find me at [Missing Remote](#). For XLobby users: [XLobby MC](#)



 07-15-2008, 02:42 PM

#11 

ToyMaster458 

Sage User

Join Date: Nov 2006
Posts: 13

I am having an issue getting this to work properly. I have only a couple folders setup for testing:

- DVDs
- - August Rush
- - - VIDEO_TS
- - Cheaper by the Dozen
- - - Main Feature (Widescreen)
- - - - VIDEO_TS
- - - Main Feature (Full Screen)
- - - - VIDEO_TS

When I refresh the **DVD Profiler** which include many more **DVD**'s the Cheaper by the Dozen (Full Screen) shows as Alvin and The Chipmunks - Disc 1 and the (Widescreen) ahows as The NeverEnding Story II: The Next Chapter - Disc 2

If I rename Main Feature (Full Screen) to Cheaper by the Dozen - Main Feature (Full

Screen), I get not metadata

If I rename Main Feature (Full Screen) to Disc 1, I get no metadata.

If I rename Main Feature (Full Screen) to Cheaper by the Dozen - Disc 1, I get the metadata but now it is not showing the description instead of the disc number.



07-28-2008, 12:24 AM

#12

[ryttingm](#)

Sage Advanced User

Join Date: Nov 2007

Posts: 122

Quote:

Originally Posted by **ToyMaster458**

I am having an issue getting this to work properly. I have only a couple folders setup for testing:

- DVDs
- - August Rush
- - - VIDEO_TS
- - Cheaper by the Dozen
- - - Main Feature (Widescreen)
- - - - VIDEO_TS
- - - Main Feature (Full Screen)
- - - - VIDEO_TS

*When I refresh the **DVD Profiler** which include many more **DVD**'s the Cheaper by the Dozen (Full Screen) shows as Alvin and The Chipmunks - Disc 1 and the (Widescreen) ahows as The NeverEnding Story II: The Next Chapter - Disc 2*

If I rename Main Feature (Full Screen) to Cheaper by the Dozen - Main Feature (Full Screen), I get not metadata

If I rename Main Feature (Full Screen) to Disc 1, I get no metadata.

If I rename Main Feature (Full Screen) to Cheaper by the Dozen - Disc 1, I get the metadata but now it is not showing the description instead of the disc number.

2 ways to deal with this.

1. your folder name that contains the VIDEO_TS directory can match the title in **dvd profiler**. This name will also get used as the episode title in sagetv which is what shows up in your video library. Your file system would look like this.

DVDs

- Cheaper by the Dozen
- Cheaper by the Dozen - Disc 1
- Cheaper by the Dozen - Disc 2

and you would see

- Cheaper by the Dozen - Disc 1
- Cheaper by the Dozen - Disc 2

in your videos folder.

And as I type this I realize the second option isn't available. I have considered using one of the **DVD profiler** fields as an optional episode title so you could arbitrarily match any folder

to any title. I just haven't implemented it. I was considering this so I could name my discs in my Band of Brothers boxed set by their episode title instead of by a boring disc #.

-Mike



07-29-2008, 03:35 PM

#13

[ToyMaster458](#)

Sage User

Join Date: Nov 2006

Posts: 13

Quote:

Originally Posted by [ryttingm](#)

2 ways to deal with this.

*And as I type this I realize the second option isn't available. I have considered using one of the **DVD profiler** fields as an optional episode title so you could arbitrarily match any folder to any title. I just haven't implemented it. I was considering this so I could name my discs in my Band of Brothers boxed set by their episode title instead of by a boring disc #.*

-Mike

I guess it is the second option I was trying to do. As you can see I have both Widescreen and Full Screen, I really do not want a cheat sheet to tell me which disc 1 is and which disc 2 is.

Per your instructions

Quote:

the Side A Description field in your **DVD Profiler** database can be used in a similar fashion giving an alternate folder/file name for each one of your discs in a multi-disc **DVD** setup.

I thought I could setup the structure like so.

DVDs

-Cheaper by the Dozen

--Cheaper by the Dozen - Main Feature (Widescreen)

--Cheaper by the Dozen - Main Feature (Full Screen)



07-31-2008, 01:17 AM

#14

[ryttingm](#)

Sage Advanced User

Join Date: Nov 2007

Posts: 122

Quote:

Originally Posted by [ToyMaster458](#)

I guess it is the second option I was trying to do. As you can see I have both Widescreen and Full Screen, I really do not want a cheat sheet to tell me which disc 1 is and which disc 2 is.

Per your instructions I thought I could setup the structure like so.

DVDs

-Cheaper by the Dozen

--Cheaper by the Dozen - Main Feature (Widescreen)

--Cheaper by the Dozen - Main Feature (Full Screen)

Unfortunately, this is only for matching the disc to a folder name. The title is still taken from the Title of the movie.



12-22-2008, 06:21 AM

#15



[vexhold](#)

Sage Advanced User

Join Date: Mar 2008
Location: Cannon Falls, MN
Posts: 234

Any chance this can be fixed to allow for genre's?

Media Server: Samsung 52" ToC, DirecTV H21-100, Zalman HD160 Case, XP Pro, ASUS Maximus Formula Motherboard, Q6600 2.4, 2 GB Ram, 1.3 TB HD, Radeon HD 3870 PCI-E, HD PVR, 700w Rocketfish PSU, Harmony 890 Advanced

3 Clients all running STX-HD200's



Get your SageMC FanArt Packs 1 & 2 [here](#).



12-22-2008, 02:01 PM

#16

[ryttingm](#)

Sage Advanced User

Join Date: Nov 2007
Posts: 122

Quote:

Originally Posted by [vexhold](#)
Any chance this can be fixed to allow for genre's?

The SageMC stv controls how things are displayed and sorted in their different views. This would have to be a request to Mike and Dirk.

-Mike



12-22-2008, 02:26 PM

#17



[vexhold](#)

Sage Advanced User

Join Date: Mar 2008
Location: Cannon Falls, MN
Posts: 234

Mike-

You fixed the other version of DVDPro2Sage for me a month or so back where it wasn't importing the genres.

There's no way to do it for this version of DVDPro2Sage?

It was here..

<http://forums.sagetv.com/forums/showthread.php?t=37453>

Or do I use the file from that thread and over-write this one, but keep the jar file too?

Media Server: Samsung 52" ToC, DirecTV H21-100, Zalman HD160 Case, XP Pro, ASUS Maximus Formula Motherboard, Q6600 2.4, 2 GB Ram, 1.3 TB HD, Radeon HD 3870 PCI-E, HD PVR, 700w Rocketfish PSU, Harmony 890 Advanced

3 Clients all running STX-HD200's



Get your SageMC FanArt Packs 1 & 2 [here](#).

Last edited by vexhold; 12-22-2008 at 02:30 PM.



12-22-2008, 03:54 PM

#18

[ryttingm](#)

Sage Advanced User

Join Date: Nov 2007
Posts: 122

Are you having trouble importing genres? I thought you were asking that the filesystem sort be available in genre view. That's what this thread is about. If you are getting blank genres and are using **DVD profiler** 3.5 make sure you are using the latest dvdpro2sage code found at <http://code.google.com/p/dvdpro2sage/>. I guess I don't really understand your question.



Tags

Edit Tags

None

Quick Reply

Message:



Please click one of the Quick Reply icons in the posts above to activate Quick Reply.

Quick Reply 

Options

 Quote message in reply?[« Previous Thread](#) | [Next Thread »](#)**Currently Active Users Viewing This Thread: 1** (1 members and 0 guests)[sflamm](#)**Posting Rules** 

You **may** post new threads
 You **may** post replies
 You **may** post attachments
 You **may** edit your posts

[BB code](#) is **On**
[Smilies](#) are **On**
[\[IMG\]](#) code is **On**
 HTML code is **Off**

Forum Jump

SageMC Custom Interface

Similar Threads 

Thread	Thread Starter	Forum	Replies	Last Post
DVD Problems Continue	mike1961	SageTV Software	3	12-20-2006 10:12 AM
Custom STVi Need Help App Launching + DVD Changer	Zanoryt	SageTV Customizations	5	05-30-2006 04:27 AM
need help getting Sage to play DVD movie..	mattress	SageTV Software	16	04-09-2006 01:57 AM

All times are GMT -7. The time now is 09:06 PM.

[Contact Us](#) - [SageTV, LLC](#) - [Archive](#) - [Privacy Statement](#) - [Top](#)

Powered by vBulletin® Version 3.7.3
 Copyright ©2000 - 2009, Jelsoft Enterprises Ltd.
 Copyright 2003-2005 SageTV, LLC. All rights reserved.